

# Chest X-ray Diagnosis Support Powered by VUNO AI

## Next generation imaging solution powered by AI

Vieworks' new AI solution integrates VUNO AI to VXvue. The newest solution helps radiologists detect abnormalities from chest X-ray images. With the help of VUNO AI, VXvue assists the diagnosis of major lung diseases by providing data on the presence and location of abnormalities.



## Abnormality Detection

AI Medical Findings Tool helps detect abnormality and provides information on the detected abnormality areas and its probability (%)

### ▪ Five Findings of Abnormality Detection

Nodule/  
Mass

Pleural  
Effusion

Consolidation

Pneumothorax

Interstitial  
Opacity

## Reliable Diagnostic Accuracy

# 100,000+

Learning Based on  
Chest X-ray Images

# 15+

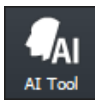
Global vendor devices

# MFDA&CE

Certified

## Improved User Efficiency and Convenience

- Convenient User Experience



Intuitive UI  
for ease of use



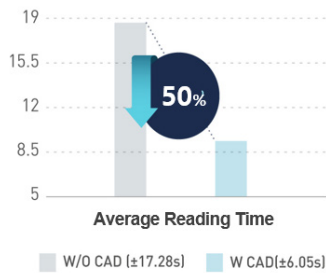
Visualize  
the abnormality



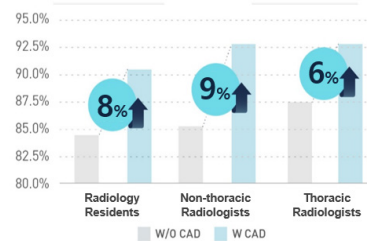
Probability of  
Abnormality

- Efficient Patient Management

Chest X-ray AI Medical Findings Tool is based on VUNO AI that has been validated and trained on images of various diseases through diverse devices and has improved reading accuracy of images.



Reduce reading time



Increase reading accuracy

## System Requirement

### Operating System

General Workstation

### Hardware

Windows 10 Pro

CPU Intel Core i5 Processors or higher  
RAM 8 GB  
HDD 1 TB  
GPU GTX 20-series with 8GB or higher